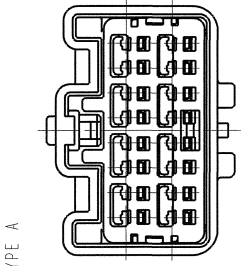
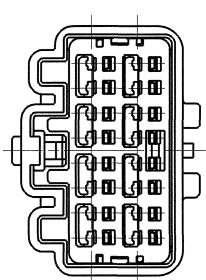


©COPYRIGHT, THIS DRAWING HAS COPYRIGHT AND MAY NOT BE COPIED OR IN PART BE USED FOR ANY PURPOSES WITHOUT CONSENT OF YAZAKI LTD.



TYPE A



TYPE B

7282-6453-60

7282-6453-70

Δ(7C82-6453-70)

7282-6456-90

7282-6453-70

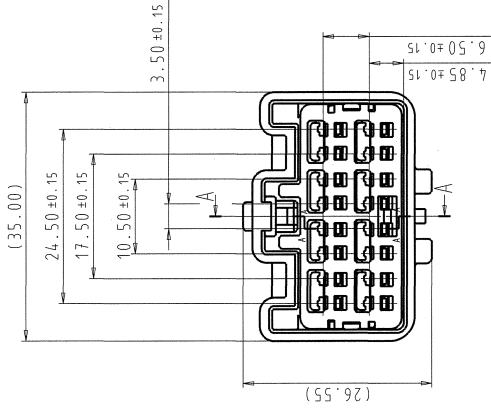
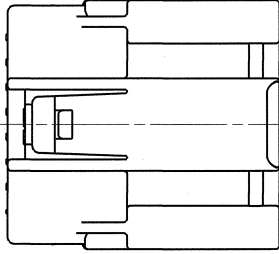
Δ(7C82-6453-70)

C

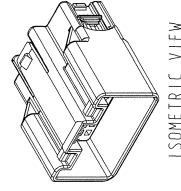
NOTES

- 1) APPLICABLE TERMINAL 1.5 SYSTEM 7114-4100-02 ETC.
2) MATING PART NO.: SEE TABLE
3) THE MATERIALS USED IN THIS PRODUCT ARE IN CONFORMITY WITH REQUIREMENTS OF EU ELV 2000/53/EC DIRECTIVE AND ASSOCIATED DOCUMENTS.

B



A



ISOMETRIC VIEW SCALE 1:1

SECTION A-A

Table with columns: LET, DATE, REVISION RECORD, NO., CHKD. Includes revision history from 18.03.2013 to 15.08.2002.

CHANGES ARE MONITORED - THEY ARE AUTOMATICALLY OUT-OF-DATE AND INVALID. OUTPAGE IS MASTER.

Main assembly table with columns: SUB ASSEMBLY PART NO., NO., PART NO., PART NAME, MATERIAL, COLOR, QTY., MATING PART NO.

C

B

A

GENERAL TOLERANCE table with columns: SPECIFIED, 10MAX, 50MAX, 100MAX, 250MAX, 500V, R, ANGLE, ECCENT, A, B, C, MASS.

Approval and drawing control table with columns: APPROVED, CHECKED, DEST, DRAWN, NAME, DWG NO., DATE.

Customer and material specification table with columns: CUSTOMER PART NO., OFFICE, VENDOR, MATERIAL, TREAT., ISSUE MARK.

A2

5

4

3

2

1



MATL. SEE TABLE. TREAT. & FIN. YESC KAIZEN 1.5 SYSTEM CONNECTOR 16P (M) SUB ASS'Y (TYPE A & B)

PART NO. 7282-6453-60, CH. CODE 3, PART NO. 7282-6453-60, ETC.

DWG NO. 7282-6453-60: R, SET DWG NO.

DATE: 28.08.2002, 28.08.2002, 28.08.2002, 28.08.2002

DESIGNER: M. VALJAK, M. KASHIYAMAM, VALJAK

DRAWN: M. VALJAK, M. KASHIYAMAM, VALJAK

CHECKED: M. VALJAK, M. KASHIYAMAM, VALJAK

APPROVED: M. VALJAK, M. KASHIYAMAM, VALJAK

DATE: 28.08.2002, 28.08.2002, 28.08.2002, 28.08.2002